

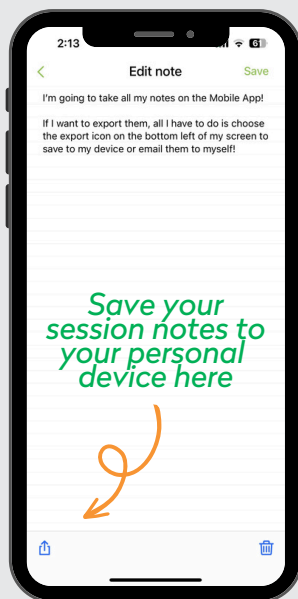
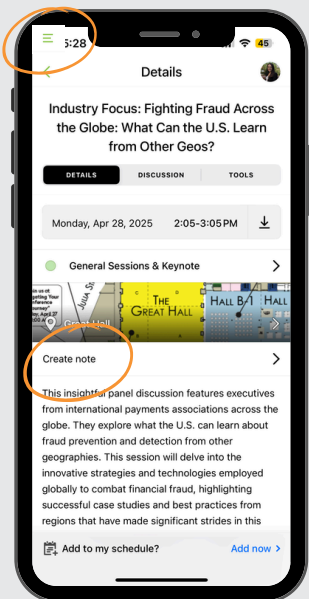
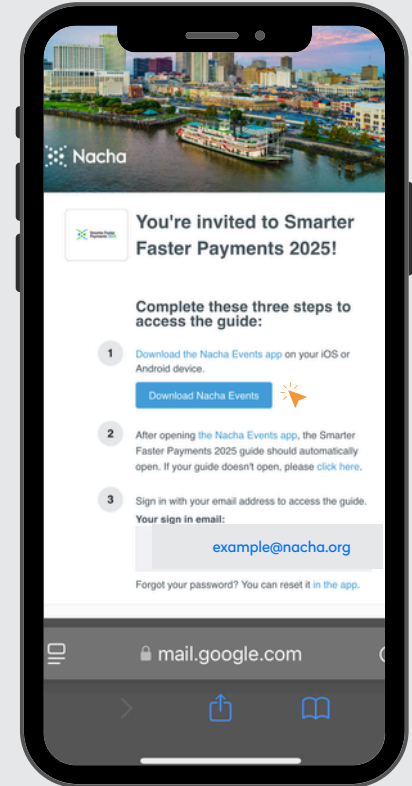
BE IN THE KNOW WITH THE MOBILE APP

The best way to stay updated & connected during Nacha's Smarter Faster Payments 2025 is to download the mobile app, Nacha Events. The mobile app houses pertinent conference information and is a fantastic tool for engaging with fellow attendees and speakers, planning your conference schedule, networking, and engaging with others attending the conference!



Download the Nacha Events App from your mobile app store!

1. **Open your email on your mobile device** and search for an email from invitations@guidebook.com.
2. **On your mobile device**, click the "Download Nacha Events"
 - After opening and/or downloading the Nacha Events app, the Smarter Faster Payments 2025 guide should automatically open.
 - If it does not, please click the link "click here" in Step 2 of the initial email.
 - Forgot Password? Click link after Step 3 in the initial email.
3. Insert the email that received the invitation to the app.
4. **On your mobile device**, check your email for a **second email** from guidebot@guidebook.com and click **Continue**.
5. When prompted, download the Smarter Faster Payments 2025 guide.
6. Set up your profile, change your password and explore!



Tips and Tricks

- The green hamburger icon on the top left of the app is your main menu.
- Keep organized during sessions by utilizing the Notes feature of the app.
 - Access via the session page to "Create Note".
 - Access all notes via the My Notes feature on the main menu.
 - Save all your notes via download to your device or through email.

BE IN THE KNOW WITH THE MOBILE APP



A little competition with a big reward!

One lucky winner who completes the Overall Conference Survey on the mobile app at the end of the conference will be entered into a drawing to receive a complimentary registration to Payments 2026!

FEATURES YOU SHOULD KNOW ABOUT

Home Screen:

The three green lines on the top left of your screen will take you to the main menu, where all the information is stored!

Main Menu:

Here you will find the map of the convention center, conference schedule, speakers, sponsors, exhibitors and more!

Schedule:

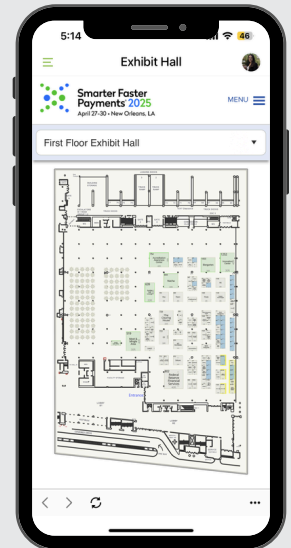
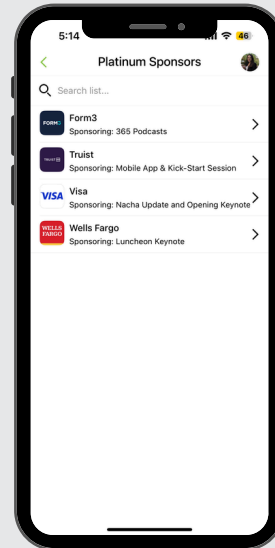
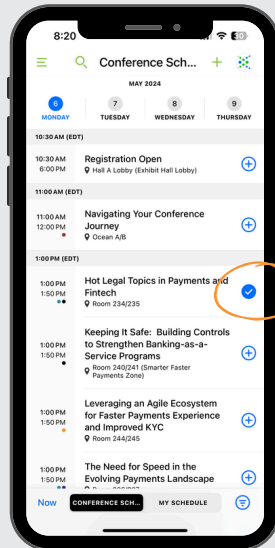
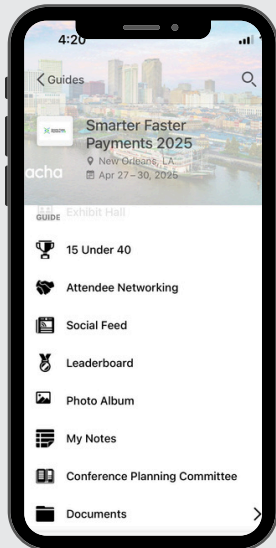
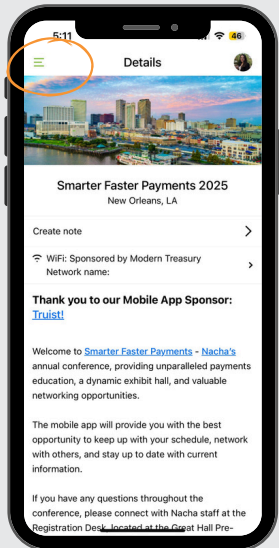
Scroll through and decide what sessions to attend. You can add sessions to your personal schedule by clicking the blue checkmark.

Sponsors:

Thank you to all of our sponsors who make the conference happen! Find out about them by clicking on their profiles.

Exhibit Hall:

The Exhibit Hall page is interactive! Zoom in to find your booths, plan your hall tour and read more about our Exhibitors.



Check out the web version FAQs

Bringing your laptop?

Access the Nacha Events App from your web browser to utilize some of the same features and get easy access to download presentations from your favorite sessions.

<https://guidebook.com/g/payments2025/>

If you are having difficulties receiving emails during account set up or logging into your account:

- Check your spam folder.
- Check with the IT department at your company to whitelist emails from @guidebook.com.
- If you need to reset your password: <https://builder.guidebook.com/#/password-recover/>
- More questions? Email education@nacha.org for support or visit our [website](#).